




Excellence in Lighting

# AUTOLITE (INDIA) LIMITED

Regd. Office & works : D-469, Road No. 9-A, Vishwakarma Industrial Area, JAIPUR-302013 India  
Phone : 0141-2333994 (3 Lines) • Fax : 0141-2330426 • E-mail : info@autopal.com

Introductory sub-table (I)(a)

Name of the Company: Autolite (India) Limited			
Scrip Code, Name of the scrip, class of security: 101023, Shares, Equity			
Quarter ended: 30-June-2013			
<b>Partly paid-up shares:-</b>	<b>No. of partly paid-up shares</b>	<b>As a % of total no. of partly paid-up shares</b>	<b>As a % of total no. of shares of the company</b>
Held by promoter/promoter group	0	0	0
Held by public	0	0	0
<b>Total - D</b>	<b>0</b>	<b>0</b>	<b>0</b>
<b>Outstanding convertible securities:-</b>	<b>No. of outstanding securities</b>	<b>As a % of total no. of outstanding convertible securities</b>	<b>As a % of total no. of shares of the company, assuming full conversion of the convertible securities</b>
Held by promoter/promoter group	0	0	0
Held by public	0	0	0
<b>Total - E</b>	<b>0</b>	<b>0</b>	<b>0</b>
<b>Warrants:-</b>	<b>No. of warrants</b>	<b>As a % of total no. of warrants</b>	<b>As a % of total no. of shares of the company, assuming full conversion of warrants</b>
Held by promoter/promoter group	0	0	0
Held by public	0	0	0
<b>Total - F</b>	<b>0</b>	<b>0</b>	<b>0</b>
<b>Total paid-up capital of the company, assuming full conversion of warrants and convertible securities</b>	<b>9456241</b>		




**Statement Showing Shareholding Pattern**

**Table (I)(a)**

(As on June 30, 2013)


Category code	Category of Shareholder	Number of Shareholders	Total number of shares	Number of shares held in dematerialized form	Total shareholding as a percentage of total number of shares		Shares Pledged or otherwise encumbered	
					As a percentage of (A+B) <sup>1</sup>	As a percentage of (A+B+C)	Number of shares	As a percentage
(I)	(II)	(III)	(IV)	(V)	(VI)	(VII)	(VIII)	(IX) = (VIII)/(IV)*100
<b>(A)</b>	<b>Shareholding of Promoter and Promoter Group<sup>2</sup></b>							
<b>1</b>	<b>Indian</b>							
(a)	Individuals/ Hindu Undivided Family	9	2,778,725	2,753,725	29.39	29.39	0	0.00
(b)	Central Government/ State Government(s)	0	0	0	0.00	0.00	0	0.00
(c)	Bodies Corporate	4	1,456,815	1,455,215	15.41	15.41	0	0.00
(d)	Financial Institutions/ Banks	0	0	0	0.00	0.00	0	0.00
(e)	Any Others(Specify)	0	0	0	0.00	0.00	0	0.00
	<b>Sub Total(A)(1)</b>	<b>13</b>	<b>4,235,540</b>	<b>4,208,940</b>	<b>44.79</b>	<b>44.79</b>	<b>0</b>	<b>0.00</b>
<b>2</b>	<b>Foreign</b>							
a	Individuals (Non-Residents Individuals/ Foreign Individuals)	0	0	0	0.00	0.00	0	0.00
b	Bodies Corporate	0	0	0	0.00	0.00	0	0.00
c	Institutions	0	0	0	0.00	0.00	0	0.00
d	Any Others(Specify)	0	0	0	0.00	0.00	0	0.00
	<b>Sub Total(A)(2)</b>	<b>0</b>	<b>0</b>	<b>0</b>	<b>0.00</b>	<b>0.00</b>	<b>0</b>	<b>0.00</b>
	<b>Total Shareholding of Promoter and Promoter Group (A)= (A)(1)+(A)(2)</b>	<b>13</b>	<b>4,235,540</b>	<b>4,208,940</b>	<b>44.79</b>	<b>44.79</b>	<b>0</b>	<b>0.00</b>
<b>(B)</b>	<b>Public shareholding</b>							
<b>1</b>	<b>Institutions</b>							
(a)	Mutual Funds/ UTI	11	16,914	264	0.18	0.18		
(b)	Financial Institutions/ Banks	7	18,100	17,550	0.19	0.19		
(c)	Central Government/ State Government(s)	1	100	100	0.00	0.00		
(d)	Venture Capital Funds	0	0	0.00	0.00	0.00		
(e)	Insurance Companies	0	0	0.00	0.00	0.00		
(f)	Foreign Institutional Investors	8	9,720	100	0.10	0.10		
(g)	Foreign Venture Capital Investors	0	0	0	0.00	0.00		
(h)	Any Other (specify)	0	0	0	0.00	0.00		
	<b>Sub-Total (B)(1)</b>	<b>27</b>	<b>44,834</b>	<b>18,014</b>	<b>0.47</b>	<b>0.47</b>		



Category code	Category of Shareholder	Number of Shareholders	Total number of shares	Number of shares held in dematerialized form	Total shareholding as a percentage of total number of shares		Shares Pledged or otherwise encumbered	
					As a percentage of (A+B) <sup>1</sup>	As a percentage of (A+B+C)	Number of shares	As a percentage
(I)	(II)	(III)	(IV)	(V)	(VI)	(VII)	(VIII)	(IX)= (VIII)/(IV)*100
<b>B 2</b>	<b>Non-institutions</b>							
(a)	Bodies Corporate	206	1,105,822	1,095,245	11.69	11.69		
(b)	Individuals				0.00	0.00		
I	Individuals -i. Individual shareholders holding nominal share capital up to Rs 1 lakh	8,140	2,307,673	1,785,449	24.40	24.40		
II	ii. Individual shareholders holding nominal share capital in excess of Rs. 1 lakh.	39	1,520,744	1,520,744	16.08	16.08		
(c)	Any Other (specify)				0.00	0.00		
(c-i)	Clearing Members	2	6,799	6,799	0.07	0.07		
(c-ii)	NRI / OCB	29	25,341	24,991	0.27	0.27		
(c-iii)	Trust & Foundation	1	209,488	209,488	2.22	2.22		
	<b>Sub-Total (B)(2)</b>	<b>8,417</b>	<b>5,175,867</b>	<b>4,642,716</b>	<b>54.73</b>	<b>54.73</b>		
<b>(B)</b>	<b>Total Public Shareholding (B)= (B)(1)+(B)(2)</b>	<b>8,444</b>	<b>5,220,701</b>	<b>4,660,730</b>	<b>55.21</b>	<b>55.21</b>		
	<b>TOTAL (A)+(B)</b>	<b>8,457</b>	<b>9,456,241</b>	<b>8,869,670</b>	<b>100.00</b>	<b>100.00</b>		
<b>(C)</b>	<b>Shares held by Custodians and against which Depository Receipts have been issued</b>							
1	Promoter and Promoter Group	0	0	0		0.00	0	0.00
2	Public	0	0	0		0.00		
	<b>Sub-Total (C)</b>	<b>0</b>	<b>0</b>	<b>0</b>		<b>0</b>	<b>0</b>	
	<b>GRAND TOTAL (A)+(B)+(C)</b>	<b>8,457</b>	<b>9,456,241</b>	<b>8,869,670</b>		<b>100.00</b>	<b>0</b>	<b>0.00</b>



Sr. No	Notes
1	Out of 8869670, 2180000 Equity shares were allotted in demat mode which are pending listing by JSE, DSE & MSE
2	Out of total promoter shareholding, 25000 equity shares are not held in demat mode due to the different name of promoter in physical mode and demat account of same promoter and such change is on account of marriage of the promoter
3	Based on declaration filed by the promoter, out of total promoter shareholding, 1600 equity shares were sold by one of the promoter but was not lodged for transfer by the transferee.



(I)(b) Statement showing holding of securities (including shares, warrants, convertible securities) of persons belonging to the category "Promoter and Promoter Group"


**Details of Promoters Shareholding**

Sr. No.	Name of the shareholder	Details of Shares held		Encumbered shares (*)			Details of warrants		Details of convertible securities		Total shares (including underlying shares assuming full conversion of warrants and convertible securities) as a % of diluted share capital
		Number of shares held	As a % of grand total + (B) + (C)	No.	As a percentage $\frac{(VI)-(VII)}{(I)*100}$	As a % of grand total (A)+(B)+(C) of sub-clause (I)(a)	Number of warrants held	As a % total number of warrants of the same class	Number of convertible securities held	As a % total number of convertible securities of the same class	
1	Mahi Pal Gupta	1,318,763	13.95	0	0.00	0.00	0	0.00	0	0.00	0.00
2	Autopal Marketing Pvt. Ltd.	593,400	6.28	0	0.00	0.00	0	0.00	0	0.00	0.00
3	Autopal Glass Pvt. Ltd.	590,000	6.24	0	0.00	0.00	0	0.00	0	0.00	0.00
4	Usha Gupta	456,238	4.82	0	0.00	0.00	0	0.00	0	0.00	0.00
5	Amit Mahipal Gupta	309,831	3.28	0	0.00	0.00	0	0.00	0	0.00	0.00
6	Adarsh Mahipal Gupta	298,653	3.16	0	0.00	0.00	0	0.00	0	0.00	0.00
7	Autolite Manufacturing Ltd.	271,815	2.87	0	0.00	0.00	0	0.00	0	0.00	0.00
8	Mahi Pal Gupta HUF	290,864	2.44	0	0.00	0.00	0	0.00	0	0.00	0.00
9	Anubha Adarsh Gupta	59,306	0.63	0	0.00	0.00	0	0.00	0	0.00	0.00
10	Sneha Goel	50,911	0.54	0	0.00	0.00	0	0.00	0	0.00	0.00
11	Bhawana Gupta	37,273	0.39	0	0.00	0.00	0	0.00	0	0.00	0.00
12	Adarsh Mahipal Gupta HUF	16,886	0.18	0	0.00	0.00	0	0.00	0	0.00	0.00
13	Palsoft Infosystems Limited	1,800	0.02	0	0.00	0.00	0	0.00	0	0.00	0.00
<b>TOTAL</b>		<b>4,235,540</b>	<b>44.79</b>	<b>0</b>	<b>0.00</b>	<b>0.00</b>	<b>0</b>	<b>0.00</b>	<b>0</b>	<b>0.00</b>	<b>0.00</b>



**(D)(c)(i) Statement showing holding of securities (including shares, warrants, convertible securities) of persons belonging to the category "Public" and holding more than 1% of the total number of shares**

Sr. No.	Name of the shareholder	Number of shares held	Shares as a percentage of total number of shares {i.e., Grand Total (A)+(B)+(C) indicated in Statement at para (1)(a) above}	Details of warrants		Details of convertible securities		Total shares (including underlying shares assuming full conversion of warrants and convertible securities) as a % of diluted share capital
				Number of warrants held	As a % total number of warrants of the same class	Number of convertible securities held	% w.r.t total number of convertible securities of the same class	
1	Adit G. Mehta	250,000	2.64	0	0.00	0	0.00	0.00
2	Kavita Himanshu Ajmera	250,000	2.64	0	0.00	0	0.00	0.00
3	Rasmani Capital Markets Pvt. Ltd.	250,000	2.64	0	0.00	0	0.00	0.00
4	Stressed Assets Stabilisation Fund	209,488	2.22	0	0.00	0	0.00	0.00
5	Nirmal Bang Financial Services Private Limited	202,782	2.14	0	0.00	0	0.00	0.00
6	Nisha Suresh Maheshwari	116,608	1.23	0	0.00	0	0.00	0.00
7	Madhuri Omprakash Dhamani	100,000	1.06	0	0.00	0	0.00	0.00
<b>TOTAL</b>		<b>1,378,878</b>	<b>14.58</b>	<b>0</b>	<b>0.00</b>	<b>0</b>	<b>0.00</b>	<b>0.00</b>




**(D)(c)(ii) Statement showing holding of securities (including shares, warrants, convertible securities) of persons (together with PAC) belonging to the category "Public" and holding more than 5% of the total number of shares of the company**

Sr. No.	Name(s) of the shareholder(s) and the Persons Acting in Concert (PAC) with them	Number of shares of shares	Shares as a percentage of total number of shares {i.e., Grand Total (A)+(B)+(C) indicated in Statement at para (D)(a) above}	Details of warrants		Details of convertible securities		Total shares (including underlying shares assuming full conversion of warrants and convertible securities) as a % of diluted share capital
				Number of warrants	As a % total number of warrants of the same class	Number of convertible securities held	% w.r.t total number of convertible securities of the same class	
1	NIL	-	0.00	-	0	-	0	-
<b>TOTAL</b>		<b>0</b>	<b>0.00</b>	<b>0</b>	<b>0</b>	<b>0</b>	<b>0</b>	<b>0</b>



**(I)(d) Statement showing details of locked-in shares**


Sr. No.	Name of the shareholder	Number of locked-in shares	Locked-in shares as a percentage of total number of shares (i.e., Grand Total (A)+(B)+(C) indicated in Statement at para (I)(a) above}
1	Nil		0.00
<b>TOTAL</b>		<b>0</b>	<b>0.00</b>






**(II)(a) Statement showing details of Depository Receipts (DRs)**

Sr. No.	Type of outstanding DR (ADRs, GDRs, SDRs, etc.)	Number of outstanding DRs	Number of shares underlying outstanding DRs	Shares underlying outstanding DRs as a percentage of total number of shares (i.e., Grand Total (A)+(B)+(C) indicated in Statement at para (I)(a) above)
1	Nil			0.00
<b>TOTAL</b>		<b>0</b>	<b>0</b>	<b>0.00</b>



(II)(b) Statement showing holding of Depository Receipts (DRs), where underlying shares held by "promoter/promoter group" are in excess of 1% of the total number of shares

Sr. No.	Name of the DR Holder	Type of outstanding DR (ADRs, GDRs, SDRs, etc.)	Number of shares underlying outstanding DRs	Shares underlying outstanding DRs as a percentage of total number of shares (i.e., Grand Total (A)+(B)+(C) indicated in Statement at para (I)(a) above)
1	Nil			0.00
<b>TOTAL</b>			<b>0</b>	<b>0.00</b>






# AUTOLITE (INDIA) LIMITED

D-469, Road No. 9A, V.K.I. Area, Jaipur - 302013, INDIA  
 Ph: +91-141-2333994/95/96, Fax: +91-141-2330426  
 E-Mail: info@autopal.com, Web: www.autopal.com

Introductory sub-table (I)(a)

Name of the Company: Autolite (India) Limited			
Scrip Code, Name of the scrip, class of security: 500029, Shares, Equity			
Quarter ended: 30-September-2013			
<b>Partly paid-up shares:-</b>	<b>No. of partly paid-up shares</b>	<b>As a % of total no. of partly paid-up shares</b>	<b>As a % of total no. of shares of the company</b>
Held by promoter/promoter group	0	0	0
Held by public	0	0	0
<b>Total - D</b>	<b>0</b>	<b>0</b>	<b>0</b>
<b>Outstanding convertible securities:-</b>	<b>No. of outstanding securities</b>	<b>As a % of total no. of outstanding convertible securities</b>	<b>As a % of total no. of shares of the company, assuming full conversion of the convertible securities</b>
Held by promoter/promoter group	0	0	0
Held by public	0	0	0
<b>Total - E</b>	<b>0</b>	<b>0</b>	<b>0</b>
<b>Warrants:-</b>	<b>No. of warrants</b>	<b>As a % of total no. of warrants</b>	<b>As a % of total no. of shares of the company, assuming full conversion of warrants</b>
Held by promoter/promoter group	0	0	0
Held by public	0	0	0
<b>Total - F</b>	<b>0</b>	<b>0</b>	<b>0</b>
<b>Total paid-up capital of the company, assuming full conversion of warrants and convertible securities</b>	<b>9456241</b>		




**Statement Showing Shareholding Pattern**


**Table I(a)**

(As on September 30, 2013)


Category code	Category of Shareholder	Number of Shareholders	Total number of shares	Number of shares held in dematerialized form	Total shareholding as a percentage of total number of shares		Shares Pledged or otherwise encumbered	
					As a percentage of (A+B) <sup>1</sup>	As a percentage of (A+B+C)	Number of shares	As a percentage
(I)	(II)	(III)	(IV)	(V)	(VI)	(VII)	(VIII)	(IX) = (VIII)/(VI)*100
<b>(A)</b>	<b>Shareholding of Promoter and Promoter Group<sup>2</sup></b>							
<b>1</b>	<b>Indian</b>							
(a)	Individuals/ Hindu Undivided Family	10	2,830,859	2,805,859	29.94	29.94	0	0.00
(b)	Central Government/ State Government(s)	0	0	0	0.00	0.00	0	0.00
(c)	Bodies Corporate	4	1,456,815	1,455,215	15.41	15.41	0	0.00
(d)	Financial Institutions/ Banks	0	0	0	0.00	0.00	0	0.00
(e)	Any Others(Specify)	0	0	0	0.00	0.00	0	0.00
	<b>Sub Total(A)(1)</b>	<b>14</b>	<b>4,287,674</b>	<b>4,261,074</b>	<b>45.34</b>	<b>45.34</b>	<b>0</b>	<b>0.00</b>
<b>2</b>	<b>Foreign</b>							
a	Individuals (Non-Residents Individuals/ Foreign Individuals)	0	0	0	0.00	0.00	0	0.00
b	Bodies Corporate	0	0	0	0.00	0.00	0	0.00
c	Institutions	0	0	0	0.00	0.00	0	0.00
d	Any Others(Specify)	0	0	0	0.00	0.00	0	0.00
	<b>Sub Total(A)(2)</b>	<b>0</b>	<b>0</b>	<b>0</b>	<b>0.00</b>	<b>0.00</b>	<b>0</b>	<b>0.00</b>
	<b>Total Shareholding of Promoter and Promoter Group (A) = (A)(1)+(A)(2)</b>	<b>14</b>	<b>4,287,674</b>	<b>4,261,074</b>	<b>45.34</b>	<b>45.34</b>	<b>0</b>	<b>0.00</b>
<b>(B)</b>	<b>Public shareholding</b>							
<b>1</b>	<b>Institutions</b>							
(a)	Mutual Funds/ UTI	11	16,514	284	0.17	0.17		
(b)	Financial Institutions/ Banks	7	18,100	17,550	0.19	0.19		
(c)	Central Government/ State Government(s)	1	100	100	0.00	0.00		
(d)	Venture Capital Funds	0	0	0.00	0.00	0.00		
(e)	Insurance Companies	0	0	0.00	0.00	0.00		
(f)	Foreign Institutional Investors	8	9,720	100	0.10	0.10		
(g)	Foreign Venture Capital Investors	0	0	0	0.00	0.00		
(h)	Any Other (specify)	0	0	0	0.00	0.00		
	<b>Sub-Total (B)(1)</b>	<b>27</b>	<b>44,434</b>	<b>18,014</b>	<b>0.47</b>	<b>0.47</b>		



Category code	Category of Shareholder	Number of Shareholders	Total number of shares	Number of shares held in dematerialized form	Total shareholding as a percentage of total number of shares		Shares Pledged or otherwise encumbered	
					As a percentage of (A+B) <sup>1</sup>	As a percentage of (A+B+C)	Number of shares	As a percentage
(I)	(II)	(III)	(IV)	(V)	(VI)	(VII)	(VIII)	(IX) = (VIII)/(V)*100
<b>B 2</b>	<b>Non-institutions</b>							
(a)	Bodies Corporate	199	1,008,442	997,865	10.66	10.66		
(b)	Individuals							
i	Individuals -i. Individual shareholders holding nominal share capital up to Rs 1 lakh	8,108	2,342,503	1,821,596	24.78	24.78		
ii	Individual shareholders holding nominal share capital in excess of Rs 1 lakh	40	1,537,047	1,537,047	16.25	16.25		
(c)	Any Other (specify)				0.00	0.00		
(c-i)	Clearing Members	1	212	212	0.00	0.00		
(c-ii)	NRI / OCB	30	26,041	25,691	0.28	0.28		
(c-iii)	Trust & Foundation	1	209,488	209,488	2.22	2.22		
	<b>Sub-Total (B)(2)</b>	<b>8,379</b>	<b>5,124,133</b>	<b>4,591,899</b>	<b>54.19</b>	<b>54.19</b>		
(B)	<b>Total Public Shareholding (B) = (B)(1)+(B)(2)</b>	<b>8,406</b>	<b>5,168,567</b>	<b>4,609,913</b>	<b>54.66</b>	<b>54.66</b>		
	<b>TOTAL (A)+(B)</b>	<b>8,420</b>	<b>9,456,241</b>	<b>8,870,987</b>	<b>100.00</b>	<b>100.00</b>		
(C)	<b>Shares held by Custodians and against which Depository Receipts have been issued</b>							
1	Promoter and Promoter Group	0	0	0	0.00	0.00	0	0.00
2	Public	0	0	0	0.00	0.00	0	0.00
	<b>Sub-Total (C)</b>	<b>0</b>	<b>0</b>	<b>0</b>	<b>0.00</b>	<b>0.00</b>	<b>0</b>	<b>0.00</b>
	<b>GRAND TOTAL (A)+(B)+(C)</b>	<b>8,420</b>	<b>9,456,241</b>	<b>8,870,987</b>	<b>100.00</b>	<b>100.00</b>	<b>0</b>	<b>0.00</b>



Sr. No	Notes
1	Out of 8870987, 2180000 Equity shares were allotted in demat mode which are pending listing by JSE, DSE & MSE
2	Out of total promoter shareholding, 25000 equity shares are not held in demat mode due to the different name of promoter in physical mode and demat account of same promoter and such change is on account of marriage of the promoter
3	Based on declaration filed by the promoter, out of total promoter shareholding, 1800 equity shares were sold by one of the promoter but was not lodged for transfer by the transferee.




(1)(b)

Statement showing holding of securities (including shares, warrants, convertible securities) of persons belonging to the category "Promoter and Promoter Group"


## Details of Promoters Shareholding

Sr. No.	Name of the shareholder	Details of Shares held		Encumbered shares (*)			Details of warrants		Details of convertible securities		Total shares (including underlying shares assuming full conversion of warrants and convertible securities) as a % of diluted share capital
		Number of shares held	As a % of grand total (A) + (B) + (C)	No.	As a percentage	As a % of grand total (A)+(B)+(C) of sub-clause (1)(a)	Number of warrants held	As a % total number of warrants of the same class	Number of convertible securities held	As a % total number of convertible securities of the same class	
(i)	(ii)	(iii)	(iv)	(v)	(vi) = (v)/i 0*100	(vii)	(viii)	(ix)	(x)	(xi)	(xii)
1	Mahi Pal Gupta	1,318,763	13.95	0	0.00	0.00	0	0.00	0	0.00	0.00
2	Autopal Marketing Pvt. Ltd.	593,400	6.28	0	0.00	0.00	0	0.00	0	0.00	0.00
3	Autopal Glass Pvt. Ltd.	590,000	6.24	0	0.00	0.00	0	0.00	0	0.00	0.00
4	Usha Gupta	466,361	4.93	0	0.00	0.00	0	0.00	0	0.00	0.00
5	Amit Mahipal Gupta	316,831	3.35	0	0.00	0.00	0	0.00	0	0.00	0.00
6	Adarsh Mahipal Gupta	302,152	3.20	0	0.00	0.00	0	0.00	0	0.00	0.00
7	Autolite Manufacturing Ltd.	271,815	2.87	0	0.00	0.00	0	0.00	0	0.00	0.00
8	Mahi Pal Gupta HUF	256,568	2.71	0	0.00	0.00	0	0.00	0	0.00	0.00
9	Anubha Adarsh Gupta	59,306	0.63	0	0.00	0.00	0	0.00	0	0.00	0.00
10	Sneha Goel	51,210	0.54	0	0.00	0.00	0	0.00	0	0.00	0.00
11	Bhawans Gupta	37,273	0.39	0	0.00	0.00	0	0.00	0	0.00	0.00
12	Adarsh Mahipal Gupta HUF	21,960	0.23	0	0.00	0.00	0	0.00	0	0.00	0.00
13	Palsoft Infosystems Limited	1,600	0.02	0	0.00	0.00	0	0.00	0	0.00	0.00
14	Amit Mahipal Gupta HUF	435	0.00	0	0.00	0.00	0	0.00	0	0.00	0.00
<b>TOTAL</b>		<b>4,287,674</b>	<b>45.34</b>	<b>0</b>	<b>0.00</b>	<b>0.00</b>	<b>0</b>	<b>0.00</b>	<b>0</b>	<b>0.00</b>	<b>0.00</b>



**Statement showing holding of securities (including shares, warrants, convertible securities) of persons belonging to the category "Public" and holding more than 1% of the total number of shares**


Sr. No.	Name of the shareholder	Number of shares held	Shares as a percentage of total number of shares (i.e., Grand Total (A)+(B)+(C) indicated in Statement at para (I)(a) above)	Details of warrants		Details of convertible securities		Total shares (including underlying shares assuming full conversion of warrants and
				Number of	As a % total	Number of	% w.r.t total	
1	Adit G. Mehta	250,000	2.64	0	0.00	0	0.00	0.00
2	Kavita Himanshu Ajmera	250,000	2.64	0	0.00	0	0.00	0.00
3	Rasmani Capital Markets Pvt. Ltd.	250,000	2.64	0	0.00	0	0.00	0.00
4	Stressed Assets Stabilisation Fund	209,488	2.22	0	0.00	0	0.00	0.00
5	Rekha Harkul	118,858	1.24	0	0.00	0	0.00	0.00
6	Nirmal Bang Financial Services Private Limited	99,882	1.05	0	0.00	0	0.00	0.00
7	Nisha Suresh Maheshwari	118,808	1.23	0	0.00	0	0.00	0.00
8	Madhuri Omprakash Dhamani	100,000	1.06	0	0.00	0	0.00	0.00
<b>TOTAL</b>		<b>1,382,648</b>	<b>14.73</b>	<b>0</b>	<b>0.00</b>	<b>0</b>	<b>0.00</b>	<b>0.00</b>






**(D)(c)(ii) Statement showing holding of securities (including shares, warrants, convertible securities) of persons (together with PAC) belonging to the category "Public" and holding more than 5% of the total number of shares of the company**

Sr. No.	Name(s) of the shareholder(s) and the Persons Acting in Concert (PAC) with them	Number of shares	Shares as a percentage of total number of shares {i.e., Grand Total (A)+(B)+(C) indicated in Statement at para (I)(a) above}	Details of warrants		Details of convertible securities		Total shares (including underlying shares assuming full conversion of warrants and convertible securities) as a % of diluted share capital
				Number of warrants	As a % total number of warrants of the same class	Number of convertible securities held	% w.r.t total number of convertible securities of the same class	
1	NIL		0.00		0			
<b>TOTAL</b>		<b>0</b>	<b>0.00</b>	<b>0</b>	<b>0</b>	<b>0</b>	<b>0</b>	<b>0</b>




**(I)(d) Statement showing details of locked-in shares**

Sr. No.	Name of the shareholder	Number of locked-in shares	Locked-in shares as a percentage of total number of shares (i.e., Grand Total (A)+(B)+(C) indicated in Statement at para (I)(a) above)
1	Smt. Usha Gupta	456,238	4.82
2	Shri Amit Mahipal Gupta	315,831	3.34
3	Shri Adarsh Mahipal Gupta	302,152	3.20
4	Mahipal Gupta HUF	256,568	2.71
5	Smt. Anubha Gupta	59,306	0.63
6	Smt. Bhawana Gupta	37,273	0.39
7	Adarsh Mahipal Gupta HUF	20,960	0.22
8	Amit Mahipal Gupta HUF	200	0.00
<b>TOTAL</b>		<b>1,448,528</b>	<b>15.32</b>




(II)(a) Statement showing details of Depository Receipts (DRs)

Sr. No.	Type of outstanding DR (ADRs, GDRs, SDRs, etc.)	Number of outstanding DRs	Number of shares underlying outstanding DRs	Shares underlying outstanding DRs as a percentage of total number of shares {i.e., Grand Total (A)+(B)+(C) indicated in Statement at para (I)(a) above}
1	Nil			0.00
<b>TOTAL</b>		<b>0</b>	<b>0</b>	<b>0.00</b>



(II)(b) Statement showing holding of Depository Receipts (DRs), where underlying shares held by "promoter/promoter group" are in excess of 1% of the total number of shares

Sr. No.	Name of the DR Holder	Type of outstanding DR (ADRs, GDRs, SDRs, etc.)	Number of shares underlying outstanding DRs	Shares underlying outstanding DRs as a percentage of total number of shares [i.e., Grand Total (A)+(B)+(C) indicated in Statement at para (I)(a) above]
1	Nil			0.00
<b>TOTAL</b>			<b>0</b>	<b>0.00</b>





# AUTOLITE (INDIA) LIMITED


D-469, Road No. 9A, V.K.I. Area, Jaipur - 302013, INDIA

Ph: +91-141-2333994/95/96, Fax: +91-141-2330426

E-Mail: info@autopal.com, Web: www.autopal.com

## Introductory sub-table (I)(a)

Name of the Company: Autolite (India) Limited			
Scrip Code, Name of the scrip, class of security: 500029, Shares, Equity			
Quarter ended: 31-December-2013			
Partly paid-up shares:-	No. of partly paid-up shares	As a % of total no. of partly paid-up shares	As a % of total no. of shares of the company
Held by promoter/promoter group	0	0	0
Held by public	0	0	0
<b>Total - D</b>	<b>0</b>	<b>0</b>	<b>0</b>
Outstanding convertible securities:-	No. of outstanding securities	As a % of total no. of outstanding convertible securities	As a % of total no. of shares of the company, assuming full conversion of the convertible securities
Held by promoter/promoter group	0	0	0
Held by public	0	0	0
<b>Total - E</b>	<b>0</b>	<b>0</b>	<b>0</b>
Warrants:-	No. of warrants	As a % of total no. of warrants	As a % of total no. of shares of the company, assuming full conversion of warrants
Held by promoter/promoter group	1125000	100.00	10.63
Held by public	0	0.00	0.00
<b>Total - F</b>	<b>1125000</b>	<b>100.00</b>	<b>10.63</b>
<b>Total paid-up capital of the company, assuming full conversion of warrants and convertible securities</b>	<b>10581241</b>		




**Statement Showing Shareholding Pattern**


**Table (I)(a)**

(As on December 31, 2013)


Category code	Category of Shareholder	Number of Shareholders	Total number of shares	Number of shares held in dematerialized form	Total shareholding as a percentage of total number of shares		Shares Pledged or otherwise encumbered	
					As a percentage of (A+B) <sup>1</sup>	As a percentage of (A+B+C)	Number of shares	As a percentage
(I)	(II)	(III)	(IV)	(V)	(VI)	(VII)	(VIII)	(IX)= (VIII)/(IV)*100
<b>(A)</b>	<b>Shareholding of Promoter and Promoter Group<sup>2</sup></b>							
<b>1</b>	<b>Indian</b>							
(a)	Individuals/ Hindu Undivided Family	10	2,893,472	2,868,472	30.60	30.60	0	0.00
(b)	Central Government/ State Government(s)	0	0	0	0.00	0.00	0	0.00
(c)	Bodies Corporate	4	1,456,815	1,455,215	15.41	15.41	0	0.00
(d)	Financial Institutions/ Banks	0	0	0	0.00	0.00	0	0.00
(e)	Any Others(Specify)	0	0	0	0.00	0.00	0	0.00
	<b>Sub Total(A)(1)</b>	<b>14</b>	<b>4,350,287</b>	<b>4,323,687</b>	<b>46.00</b>	<b>46.00</b>	<b>0</b>	<b>0.00</b>
<b>2</b>	<b>Foreign</b>							
a	Individuals (Non-Residents Individuals/ Foreign Individuals)	0	0	0	0.00	0.00	0	0.00
b	Bodies Corporate	0	0	0	0.00	0.00	0	0.00
c	Institutions	0	0	0	0.00	0.00	0	0.00
d	Any Others(Specify)	0	0	0	0.00	0.00	0	0.00
	<b>Sub Total(A)(2)</b>	<b>0</b>	<b>0</b>	<b>0</b>	<b>0.00</b>	<b>0.00</b>	<b>0</b>	<b>0.00</b>
	<b>Total Shareholding of Promoter and Promoter Group (A)= (A)(1)+(A)(2)</b>	<b>14</b>	<b>4,350,287</b>	<b>4,323,687</b>	<b>46.00</b>	<b>46.00</b>	<b>0</b>	<b>0.00</b>
<b>(B)</b>	<b>Public shareholding</b>							
<b>1</b>	<b>Institutions</b>							
(a)	Mutual Funds/ UTI	11	18,514	264	0.17	0.17		
(b)	Financial Institutions/ Banks	7	18,100	17,550	0.19	0.19		
(c)	Central Government/ State Government(s)	1	100	100	0.00	0.00		
(d)	Venture Capital Funds	0	0	0.00	0.00	0.00		
(e)	Insurance Companies	0	0	0.00	0.00	0.00		
(f)	Foreign Institutional Investors	8	9,720	100	0.10	0.10		
(g)	Foreign Venture Capital Investors	0	0	0	0.00	0.00		
(h)	Any Other (specify)	0	0	0	0.00	0.00		
	<b>Sub-Total (B)(1)</b>	<b>27</b>	<b>44,434</b>	<b>18,014</b>	<b>0.47</b>	<b>0.47</b>		



Category code	Category of Shareholder	Number of Shareholders	Total number of shares	Number of shares held in dematerialized form	Total shareholding as a percentage of total number of shares		Shares Pledged or otherwise encumbered	
					As a percentage of (A+B) <sup>1</sup>	As a percentage of (A+B+C)	Number of shares	As a percentage
(I)	(II)	(III)	(IV)	(V)	(VI)	(VII)	(VIII)	(IX) <sup>2</sup> (VIII/IV)*100
<b>B 2</b>	<b>Non-institutions</b>							
(a)	Bodies Corporate	192	952,800	942,223	10.08	10.08		
(b)	Individuals							
I	Individuals -i. Individual shareholders holding nominal share capital up to Rs 1 lakh	8,034	2,274,470	1,755,429	24.05	24.05		
II	ii. Individual shareholders holding nominal share capital in excess of Rs. 1 lakh.	36	1,598,769	1,598,769	16.91	16.91		
(c)	Any Other (specify)				0.00	0.00		
(c-i)	Clearing Members	2	150	150	0.00	0.00		
(c-ii)	NRI / OCB	30	25,843	25,493	0.27	0.27		
(c-iii)	Trust & Foundation	1	209,488	209,488	2.22	2.22		
	<b>Sub-Total (B)(2)</b>	<b>8,295</b>	<b>5,061,520</b>	<b>4,531,552</b>	<b>53.53</b>	<b>53.53</b>		
(B)	<b>Total Public Shareholding (B)<sup>2</sup>=(B)(1)+(B)(2)</b>	<b>8,322</b>	<b>5,105,954</b>	<b>4,549,586</b>	<b>54.00</b>	<b>54.00</b>		
	<b>TOTAL (A)+(B)</b>	<b>8,336</b>	<b>9,456,241</b>	<b>8,873,253</b>	<b>100.00</b>	<b>100.00</b>		
(C)	<b>Shares held by Custodians and against which Depository Receipts have been Issued</b>							
1	Promoter and Promoter Group	0	0	0		0.00	0	0.00
2	Public	0	0	0		0.00	0	
	<b>Sub-Total (C)</b>	<b>0</b>	<b>0</b>	<b>0</b>		<b>0</b>	<b>0</b>	
	<b>GRAND TOTAL (A)+(B)+(C)</b>	<b>8,336</b>	<b>9,456,241</b>	<b>8,873,253</b>		<b>100.00</b>	<b>0</b>	<b>0.00</b>



Sr. No	Notes
1	Out of 8873253, 2180000 Equity shares were allotted in demat mode which are pending listing by JSE, DSE & MSE
2	Out of total promoter shareholding, 25000 equity shares are not held in demat mode due to the different name of promoter in physical mode and demat account of same promoter and such change is on account of marriage of the promoter
3	Based on declaration filed by the promoter, out of total promoter shareholding, 1600 equity shares were sold by one of the promoter but was not lodged for transfer by the transferee.






(IXb)

Statement showing holding of securities (including shares, warrants, convertible securities) of persons belonging to the category "Promoter and Promoter Group"

## Details of Promoters Shareholding

Sr. No.	Name of the shareholder	Details of Shares held		Encumbered shares (*)			Details of warrants		Details of convertible securities		Total shares (including underlying shares assuming full conversion of warrants and convertible securities) as a % of diluted share capital
		Number of shares held	As a % of grand total (A) + (B) + (C)	No.	As a percentage	As a % of grand total (A)+(B)+(C) of sub-clause (IXa)	Number of warrants held	As a % total number of warrants of the same class	Number of convertible securities held	As a % total number of convertible securities of the same class	
(i)	(ii)	(iii)	(iv)	(v)	$\frac{(vi)-(v)}{B} \times 100$	(vii)	(viii)	(ix)	(x)	(xi)	(xii)
1	Mahi Pal Gupta	1,318,763	13.95	0	0.00	0.00	0	0.00	0	0.00	12.46
2	Autopal Marketing Pvt. Ltd.	593,400	6.28	0	0.00	0.00	0	0.00	0	0.00	5.61
3	Autopal Glass Pvt. Ltd.	590,000	6.24	0	0.00	0.00	0	0.00	0	0.00	5.58
4	Usha Gupta	466,553	4.93	0	0.00	0.00	225000	20.00	0	0.00	6.54
5	Amit Mahipal Gupta	336,062	3.55	0	0.00	0.00	150000	13.33	0	0.00	4.59
6	Adarsh Mahipal Gupta	302,152	3.20	0	0.00	0.00	150000	13.33	0	0.00	4.27
7	Autolite Manufacturing Ltd.	271,815	2.87	0	0.00	0.00	0	0.00	0	0.00	2.57
8	Mahi Pal Gupta HUF	256,768	2.72	0	0.00	0.00	200000	17.78	0	0.00	4.32
9	Anubha Adarsh Gupta	63,288	0.67	0	0.00	0.00	100000	8.89	0	0.00	1.54
10	Bhawana Gupta	61,011	0.65	0	0.00	0.00	100000	8.89	0	0.00	1.52
11	Sneha Goel	56,847	0.60	0	0.00	0.00	0	0.00	0	0.00	0.54
12	Adarsh Mahipal Gupta HUF	21,960	0.23	0	0.00	0.00	100000	8.89	0	0.00	1.15
13	Amit Mahipal Gupta HUF	10,068	0.11	0	0.00	0.00	100000	8.89	0	0.00	1.04
14	Palsoft Infosystems Limited	1,600	0.02	0	0.00	0.00	0	0.00	0	0.00	0.02
<b>TOTAL</b>		<b>4,350,287</b>	<b>46.00</b>	<b>0</b>	<b>0.00</b>	<b>0.00</b>	<b>1125000</b>	<b>100.00</b>	<b>0</b>	<b>0.00</b>	<b>51.75</b>



Statement showing holding of securities (including shares, warrants, convertible securities) of persons belonging to the category "Public" and holding more than 1% of the total number of shares

Sr. No.	Name of the shareholder	Number of shares held	Shares as a percentage of total number of shares (i.e., Grand Total (A)+(B)+(C) indicated in Statement at para (I)(a) above)	Details of warrants		Details of convertible securities		Total shares (including underlying shares assuming full conversion of warrants and
				Number of	As a % total	Number of	% w.r.t total	
1	Adin G. Mehta	250,000	2.64	0	0.00	0	0.00	0.00
2	Kavita Himanshu Ajmera	250,000	2.64	0	0.00	0	0.00	0.00
3	Rasmani Capital Markets Pvt. Ltd.	250,000	2.64	0	0.00	0	0.00	0.00
4	Stressed Assets Stabilisation Fund	209,488	2.22	0	0.00	0	0.00	0.00
5	Rekha Harkut	102,358	1.08	0	0.00	0	0.00	0.00
6	Nisha Suresh Maheshwari	118,608	1.23	0	0.00	0	0.00	0.00
7	Madhuri Omprakash Dhanam	100,000	1.06	0	0.00	0	0.00	0.00
<b>TOTAL</b>		<b>1,278,464</b>	<b>13.52</b>	<b>0</b>	<b>0.00</b>	<b>0</b>	<b>0.00</b>	<b>0.00</b>




**(D)(c)(ii) Statement showing holding of securities (including shares, warrants, convertible securities) of persons (together with PAC) belonging to the category "Public" and holding more than 5% of the total number of shares of the company**

Sr. No.	Name(s) of the shareholder(s) and the Persons Acting in Concert (PAC) with them	Number of shares	Shares as a percentage of total number of shares {i.e., Grand Total (A)+(B)+(C) indicated in Statement at para (I)(a) above}	Details of warrants		Details of convertible securities		Total shares (including underlying shares assuming full conversion of warrants and convertible securities) as a % of diluted share capital
				Number of warrants	As a % total number of warrants of the same class	Number of convertible securities held	% w.r.t total number of convertible securities of the same class	
1	NIL	0	0.00		0		0	
<b>TOTAL</b>		<b>0</b>	<b>0.00</b>	<b>0</b>	<b>0</b>	<b>0</b>	<b>0</b>	<b>0</b>



(D)(d) Statement showing details of locked-in shares

Sr. No.	Name of the shareholder	Number of locked-in shares	Locked-in shares as a percentage of total number of shares {i.e., Grand Total (A)+(B)+(C) indicated in Statement at para (I)(a) above}
1	Smt. Usha Gupta	456,238	4.82
2	Shri Amit Mahipal Gupta	315,831	3.34
3	Shri Adarsh Mahipal Gupta	302,152	3.20
4	Mahipal Gupta HUF	256,568	2.71
5	Smt. Anubha Gupta	59,306	0.63
6	Smt. Bhawana Gupta	37,273	0.39
7	Adarsh Mahipal Gupta HUF	20,960	0.22
8	Amit Mahipal Gupta HUF	200	0.00
<b>TOTAL</b>		<b>1,448,528</b>	<b>15.32</b>




**(II)(a) Statement showing details of Depository Receipts (DRs)**

Sr. No.	Type of outstanding DR (ADRs, GDRs, SDRs, etc.)	Number of outstanding DRs	Number of shares underlying outstanding DRs	Shares underlying outstanding DRs as a percentage of total number of shares {i.e., Grand Total (A)+(B)+(C) indicated in Statement at para (I)(a) above}
1	Nil			0.00
<b>TOTAL</b>		<b>0</b>	<b>0</b>	<b>0.00</b>



(II)(b) Statement showing holding of Depository Receipts (DRs), where underlying shares held by "promoter/promoter group" are in excess of 1% of the total number of shares

Sr. No.	Name of the DR Holder	Type of outstanding DR (ADRs, GDRs, SDRs, etc.)	Number of shares underlying outstanding DRs	Shares underlying outstanding DRs as a percentage of total number of shares {i.e., Grand Total (A)+(B)+(C) indicated in Statement at para (I)(a) above}
1	Nil			0.00
<b>TOTAL</b>			0	0.00






# AUTOLITE (INDIA) LIMITED

D-469, Road No. 9A, V.K.I. Area, Jaipur - 302013, INDIA  
 Ph: +91-141-2333994/95/96, Fax: +91-141-2330426  
 E-Mail: info@autopal.com, Web: www.autopal.com  
 CIN : L31506RJ1977PLC001738

Introductory sub-table (I)(a)

Name of the Company: Autolite (India) Limited			
Scrip Code, Name of the scrip, class of security: 500029 Shares, Equity			
Quarter ended: 31-March-2014			
Partly paid-up shares:-	No. of partly paid-up shares	As a % of total no. of partly paid-up shares	As a % of total no. of shares of the company
Held by promoter/promoter group	0	0	0
Held by public	0	0	0
<b>Total - D</b>	<b>0</b>	<b>0</b>	<b>0</b>
Outstanding convertible securities:-	No. of outstanding securities	As a % of total no. of outstanding convertible securities	As a % of total no. of shares of the company, assuming full conversion of the convertible securities
Held by promoter/promoter group	0	0	0
Held by public	0	0	0
<b>Total - E</b>	<b>0</b>	<b>0</b>	<b>0</b>
Warrants:-	No. of warrants	As a % of total no. of warrants	As a % of total no. of shares of the company, assuming full conversion of warrants
Held by promoter/promoter group	727500	100.00	6.88
Held by public	0	0.00	0.00
<b>Total - F</b>	<b>727500</b>	<b>100.00</b>	<b>6.88</b>
<b>Total paid-up capital of the company, assuming full conversion of warrants and convertible securities</b>	<b>10681241</b>		

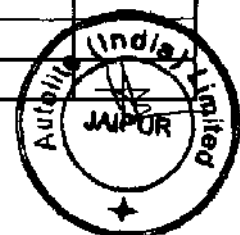


**Statement Showing Shareholding Pattern**

**Table (I)(a)**


(As on March 31, 2014)

Category code	Category of Shareholder	Number of Shareholders	Total number of shares	Number of shares held in dematerialized form	Total shareholding as a percentage of total number of shares		Shares Pledged or otherwise encumbered	
					As a percentage of (A+B) <sup>1</sup>	As a percentage of (A+B+C)	Number of shares	As a percentage
(i)	(ii)	(iii)	(iv)	(v)	(vi)	(vii)	(viii)	(ix) = (viii)/(vi)*100
<b>(A)</b>	<b>Shareholding of Promoter and Promoter Group<sup>2</sup></b>							
<b>1</b>	<b>Indian</b>							
(a)	Individuals/Hindu Undivided Family	10	3,319,502	3,294,502	33.69	33.69	0	0.00
(b)	Central Government/ State Government(s)	0	0	0	0.00	0.00	0	0.00
(c)	Bodies Corporate	4	1,456,815	1,455,215	14.78	14.78	0	0.00
(d)	Financial Institutions/ Banks	0	0	0	0.00	0.00	0	0.00
(e)	Any Others(Specify)	0	0	0	0.00	0.00	0	0.00
	<b>Sub Total(A)(1)</b>	<b>14</b>	<b>4,776,317</b>	<b>4,749,717</b>	<b>48.47</b>	<b>48.47</b>	<b>0</b>	<b>0.00</b>
<b>2</b>	<b>Foreign</b>							
a	Individuals (Non-Residents Individuals/ Foreign Individuals)	0	0	0	0.00	0.00	0	0.00
b	Bodies Corporate	0	0	0	0.00	0.00	0	0.00
c	Institutions	0	0	0	0.00	0.00	0	0.00
d	Any Others(Specify)	0	0	0	0.00	0.00	0	0.00
	<b>Sub Total(A)(2)</b>	<b>0</b>	<b>0</b>	<b>0</b>	<b>0.00</b>	<b>0.00</b>	<b>0</b>	<b>0.00</b>
	<b>Total Shareholding of Promoter and Promoter Group (A)= (A)(1)+(A)(2)</b>	<b>14</b>	<b>4,776,317</b>	<b>4,749,717</b>	<b>48.47</b>	<b>48.47</b>	<b>0</b>	<b>0.00</b>
<b>(B)</b>	<b>Public shareholding</b>							
<b>1</b>	<b>Institutions</b>							
(a)	Mutual Funds/ UTI	11	16,514	284	0.17	0.17		
(b)	Financial Institutions/ Banks	7	18,100	17,550	0.18	0.18		
(c)	Central Government/ State Government(s)	1	100	100	0.00	0.00		
(d)	Venture Capital Funds	0	0	0.00	0.00	0.00		
(e)	Insurance Companies	0	0	0.00	0.00	0.00		
(f)	Foreign Institutional Investors	8	9,720	100	0.10	0.10		
(g)	Foreign Venture Capital Investors	0	0	0	0.00	0.00		
(h)	Any Other (specify)	0	0	0	0.00	0.00		
	<b>Sub-Total (B)(1)</b>	<b>27</b>	<b>44,434</b>	<b>18,014</b>	<b>0.45</b>	<b>0.45</b>		






Category code	Category of Shareholder	Number of Shareholders	Total number of shares	Number of shares held in dematerialized form	Total shareholding as a percentage of total number of shares		Shares Pledged or otherwise encumbered	
					As a percentage of (A+B) <sup>1</sup>	As a percentage of (A+B+C)	Number of shares	As a percentage
(I)	(II)	(III)	(IV)	(V)	(VI)	(VII)	(VIII)	(IX) = (VIII)/(V)*100
<b>B 2</b>	<b>Non-Institutions</b>							
(a)	Bodies Corporate	187	930,787	920,310	9.45	9.45		
(b)	Individuals							
I	Individuals -i. Individual shareholders holding nominal share capital up to Rs 1 lakh	7,941	2,246,266	1,731,373	22.80	22.80		
II	ii. Individual shareholders holding nominal share capital in excess of Rs. 1 lakh.	39	1,614,302	1,614,302	16.38	16.38		
(c)	Any Other (specify)				0.00	0.00		
(c-i)	Clearing Members	16	6,404	6,404	0.06	0.06		
(c-ii)	NRI / OCB	30	26,743	26,543	0.26	0.26		
(c-iii)	Trust & Foundation	1	209,488	209,488	2.11	2.11		
	<b>Sub-Total (B)(2)</b>	<b>8,214</b>	<b>5,032,990</b>	<b>4,507,420</b>	<b>51.08</b>	<b>51.08</b>		
(B)	<b>Total Public Shareholding (B)= (B)(1)+(B)(2)</b>	<b>8,241</b>	<b>5,077,424</b>	<b>4,525,434</b>	<b>51.53</b>	<b>51.53</b>		
	<b>TOTAL (A)+(B)</b>	<b>8,255</b>	<b>9,853,741</b>	<b>9,275,151</b>	<b>100.00</b>	<b>100.00</b>		
(C)	Shares held by Custodians and against which Depository Receipts have been issued							
1	Promoter and Promoter Group	0	0	0		0.00	0	0.00
2	Public	0	0	0		0.00		
	<b>Sub-Total (C)</b>	<b>0</b>	<b>0</b>	<b>0</b>		<b>0</b>	<b>0</b>	
	<b>GRAND TOTAL (A)+(B)-(C)</b>	<b>8,255</b>	<b>9,853,741</b>	<b>9,275,151</b>		<b>100.00</b>	<b>0</b>	<b>0.00</b>



Sr. No	Notes
1	Out of 9275151, 2577500 Equity shares were allotted in demat mode which are pending listing by JSE, DSE & MSE
2	Out of 9275151, 397500 Equity shares were allotted in demat mode which are pending listing by BSE & NSE
3	Out of total promoter shareholding, 25000 equity shares are not held in demat mode due to the different name of promoter in physical mode and demat account of same promoter and such change is on account of marriage of the promoter
4	Based on declaration filed by the promoter, out of total promoter shareholding, 1600 equity shares were sold by one of the promoter but was not lodged for transfer by the transferee.




(1)(b)

Statement showing holding of securities (including shares, warrants, convertible securities) of persons belonging to the category "Promoter and Promoter Group"


Details of Promoters Shareholding

Sr. No.	Name of the shareholder	Details of Shares held		Encumbered shares (*)			Details of warrants		Details of convertible securities		Total shares (including underlying shares assuming full conversion of warrants and convertible securities) as a % of diluted share capital
		Number of shares held	As a % of grand total (A)+(B)+(C)	No.	As a percentage	As a % of grand total (A)+(B)+(C) of sub-clause (I)(a)	Number of warrants held	As a % total number of warrants of the same class	Number of convertible securities held	As a % total number of convertible securities of the same class	
(i)	(ii)	(iii)	(iv)	(v)	(vi) = (v)/(i)*100	(vii)	(viii)	(ix)	(x)	(xi)	(xii)
1	Mahi Pal Gupta	1,318,763	13.38	0	0.00	0.00	0	0.00	0	0.00	12.46
2	Autopal Marketing Pvt. Ltd.	593,400	6.02	0	0.00	0.00	0	0.00	0	0.00	5.61
3	Autopal Glass Pvt. Ltd.	590,000	5.99	0	0.00	0.00	0	0.00	0	0.00	5.58
4	Amit Mahipal Gupta	496,677	5.04	0	0.00	0.00	0	0.00	0	0.00	4.69
5	Usha Gupta	469,003	4.76	0	0.00	0.00	225000	30.93	0	0.00	6.56
6	Mahi Pal Gupta HUF	456,768	4.64	0	0.00	0.00	0	0.00	0	0.00	4.32
7	Adarsh Mahipal Gupta	355,040	3.60	0	0.00	0.00	102500	14.09	0	0.00	4.32
8	Autolite Manufacturing Ltd.	271,815	2.78	0	0.00	0.00	0	0.00	0	0.00	2.57
9	Anubha Adarsh Gupta	65,484	0.66	0	0.00	0.00	100000	13.75	0	0.00	1.56
10	Bhawana Gupta	64,016	0.65	0	0.00	0.00	100000	13.75	0	0.00	1.55
11	Sneha God	58,397	0.59	0	0.00	0.00	0	0.00	0	0.00	0.55
12	Adarsh Mahipal Gupta HUF	22,700	0.23	0	0.00	0.00	100000	13.75	0	0.00	1.16
13	Amit Mahipal Gupta HUF	12,654	0.13	0	0.00	0.00	100000	13.75	0	0.00	1.06
14	Palsoft Infosystems Limited	1,600	0.02	0	0.00	0.00	0	0.00	0	0.00	0.02
<b>TOTAL</b>		<b>4,776,317</b>	<b>48.47</b>	<b>0</b>	<b>0.00</b>	<b>0.00</b>	<b>727500</b>	<b>100.00</b>	<b>0</b>	<b>0.00</b>	<b>52.81</b>




(1)(c)(i) Statement showing holding of securities (including shares, warrants, convertible securities) of persons belonging to the category "Public" and holding more than 1% of the total number of shares

Sr. No.	Name of the shareholder	Number of shares held	Shares as a percentage of total number of shares (i.e., Grand Total (A)/(B)*(C) indicated in Statement at para (1)(a) above)	Details of warrants		Details of convertible securities		Total shares (including underlying shares assuming full conversion of warrants and convertible securities) as a % of diluted share capital
				Number of warrants held	As a % total number of warrants of the same class	Number of convertible securities held	% w.r.t total number of convertible securities of the same class	
1	Adil G. Mehta	250,000	2.54	0	0.00	0	0.00	2.36
2	Kavita Himanshu Ajmera	250,000	2.54	0	0.00	0	0.00	2.36
3	Rasmani Capital Markets Pvt. Ltd.	250,000	2.54	0	0.00	0	0.00	2.36
4	Stressed Assets Stabilization Fund	209,488	2.13	0	0.00	0	0.00	1.98
5	Nisha Suresh Maheshwari	116,808	1.18	0	0.00	0	0.00	1.10
6	Madhuri Omprakash Dhamani	100,000	1.01	0	0.00	0	0.00	0.95
<b>TOTAL</b>		<b>1,176,096</b>	<b>11.94</b>	<b>0</b>	<b>0.00</b>	<b>0</b>	<b>0.00</b>	<b>11.11</b>




**(D)(c)(iii) Statement showing holding of securities (including shares, warrants, convertible securities) of persons (together with PAC) belonging to the category "Public" and holding more than 5% of the total number of shares of the company**

Sr. No.	Name(s) of the shareholder(s) and the Persons Acting in Concert (PAC) with them	Number of shares of shares (A)+(B)+(C) indicated in Statement at para (1)(a) above}	Shares as a percentage of total number of shares {i.e., Grand Total (A)+(B)+(C) indicated in Statement at para (1)(a) above}	Details of warrants		Details of convertible securities		Total shares (including underlying shares assuming full conversion of warrants and convertible securities) as a % of diluted share capital
				Number of warrants	As a % total number of warrants of the same class	Number of convertible securities held	% w.r.t total number of convertible securities of the same class	
1	NIL	0	0.00	0	0	0	0	0
<b>TOTAL</b>		<b>0</b>	<b>0.00</b>	<b>0</b>	<b>0</b>	<b>0</b>	<b>0</b>	<b>0</b>



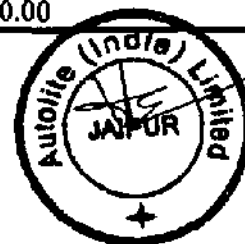
**(I)(d) Statement showing details of locked-in shares**

Sr. No.	Name of the shareholder	Number of locked-in shares	Locked-in shares as a percentage of total number of shares {i.e., Grand Total (A)+(B)+(C) indicated in Statement at para (I)(a) above}
1	Smt. Usha Gupta	467,003	4.74
2	Shri Amlt Mahipal Gupta	494,457	5.02
3	Shri Adarsh Mahipal Gupta	351,025	3.56
4	Mahipal Gupta HUF	456,568	4.63
5	Smt. Anubha Gupta	59,306	0.60
6	Smt. Bhawana Gupta	37,273	0.38
7	Adarsh Mahipal Gupta HUF	20,960	0.21
8	Amit Mahipal Gupta HUF	200	0.00
9	Suresh R. Maheshwari	50,000	0.51
<b>TOTAL</b>		<b>1,936,792</b>	<b>19.66</b>



**(II)(a) Statement showing details of Depository Receipts (DRs)**

Sr. No.	Type of outstanding DR (ADRs, GDRs, SDRs, etc.)	Number of outstanding DRs	Number of shares underlying outstanding DRs	Shares underlying outstanding DRs as a percentage of total number of shares {I.e., Grand Total (A)+(B)+(C) indicated in Statement at para (I)(a) above}
1	Nil			0.00
<b>TOTAL</b>		<b>0</b>	<b>0</b>	<b>0.00</b>



(II)(b) Statement showing holding of Depository Receipts (DRs), where underlying shares held by "promoter/promoter group" are in excess of 1% of the total number of shares

Sr. No.	Name of the DR Holder	Type of outstanding DR (ADRs, GDRs, SDRs, etc.)	Number of shares underlying outstanding DRs	Shares underlying outstanding DRs as a percentage of total number of shares (i.e., Grand Total (A)+(B)+(C) indicated in Statement at para (I)(a) above)
1	Nil			0.00
<b>TOTAL</b>			<b>0</b>	<b>0.00</b>

